



Farabaugh Engineering and Testing LLC

Project No. T121-26

Report Date: February 6, 2026

No. Pages: 9 (inclusive)

PERFORMANCE TEST REPORT

**ANSI/SPRI/FM 4435/ES-1
TEST RE-3
PULLOFF TEST FOR COPINGS**

ON

**TALONLOCK CANTED VE
24" WIDE X 24 GA STEEL**

FOR

**METALWYZE
106 PIERCES ROAD
NEWBURGH, NY 12550**

Prepared by:

Paul G. Farabaugh

Approved by:

Daniel G. Farabaugh



DADE COUNTY
ACCREDITED
LABORATORY



AAMA
ACCREDITED
LABORATORY



TEXAS
ACCREDITED
LABORATORY



FLORIDA
ACCREDITED
LABORATORY
& QC ENTITY

Farabaugh Engineering and Testing, LLC 401 Wide Drive, McKeesport, PA 15135 412-751-4001

WWW.FETLABS.com

Project No. T121-26

Objective:

The purpose of the testing was to determine the performance of the test specimens under the conditions set forth in the referenced standards and as provided herein.

Customer:

MetalWyze
106 Pierces Rd.
Newburgh, NY 12550

Test Specimen:

Coping Cover – 24” wide X 24 ga Steel Cover (0.025” measured thickness)

Coping Cleat – 22ga Continuous Steel Cleat (0.030 “ measured thickness)

Test Assembly:

The mock- up consisted of a 24 ga Steel Cover attached to 22 ga Continuous Steel Cleat that was attached to No. 2 Douglas Fir wood blocking as shown on the attached drawings.

Test Procedure:

The test procedure was per “ANSI/SPRI/FM 4435/ES-1 2022 Test RE-3 Test for Copings” and as provided herein. Controlled loading devices provided face and top loadings simultaneously. Loading was applied uniformly on 12” centers to the top of the coping and to the front face at the same time. The load was applied on parallel horizontal centerlines of the surface tested in an upward (top of coping) and outward (front face of coping). Between incremental loads, the loading was reduced to zero until the specimen stabilized or a recovery period of not more than 5 minutes. The procedure was repeated for the top of coping and back face on a separate test sample.

TEST DATA

Test Date: 2/6/26

Test Specimen – 24 ga Steel Coping Cover with 22 ga Continuous Steel Cleat

Coping Length: 10 ft

Test “A” Top / Front Leg Test

Top Pressure (Vertical / Uplift) (PSF)	Front Leg Pressure (Horizontal / Lateral) (PSF)	Comments
25	14.5	PASS
50	28.9	PASS
60	34.7	PASS
70	40.5	PASS
80	46.2	PASS
90	52.0	PASS
100	57.8	PASS
110	63.6	PASS
120	69.4	PASS
130	75.1	PASS

Comments:

Maximum Test Load (held for 1 min with no failure) = 130 psf (vertical) / 75.1 psf (horizontal)

In attempt to reach the next loading increment, the front leg pulled off of the cleat.

Project No. T121-26

Test Date: 2/6/26

Test Specimen – 24 ga Steel Coping Cover with 22 ga Continuous Steel Cleat

Coping Length: 10 ft

Test “B” Top / Back Leg Test

Top Pressure (Vertical / Uplift) (PSF)	Back Leg Pressure (Horizontal / Lateral) (PSF)	Comments
25	14.5	PASS
50	28.9	PASS
60	34.7	PASS
70	40.5	PASS
80	46.2	PASS
90	52.0	PASS
100	57.8	PASS
110	63.6	PASS
120	69.4	PASS

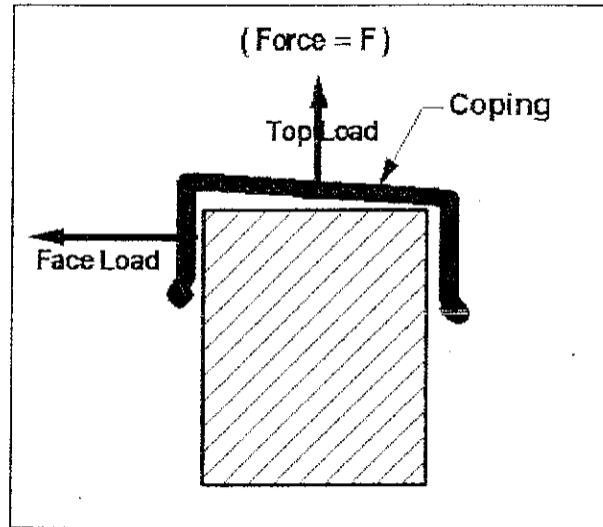
Comments:

Maximum Test Load (held for 1 min with no failure) = 120 psf (vertical) / 69.4 psf (horizontal)
 In attempt to reach the next loading increment, the front leg pulled off of the cleat.

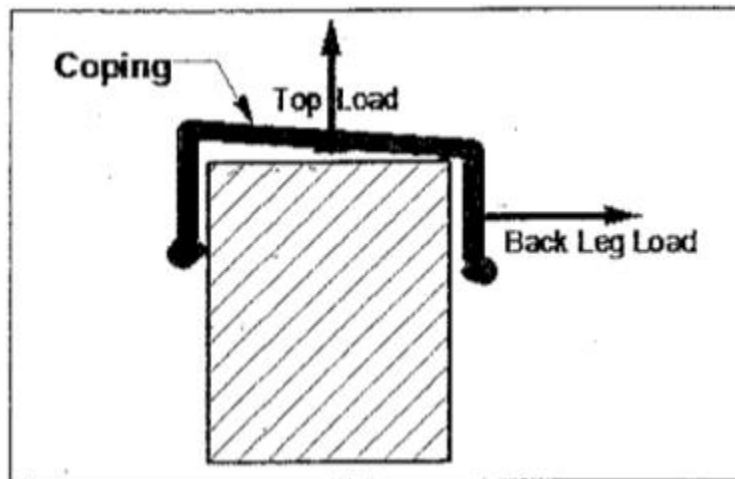
Results:

As a result of both tests “A” and “B”


Test Load (held for 1 min with no failure) = 120 psf (vertical) / 69.4 psf (horizontal)



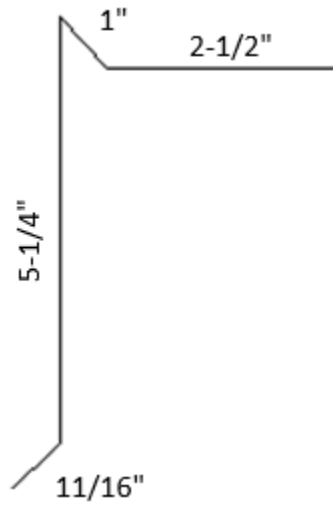
TEST "A"



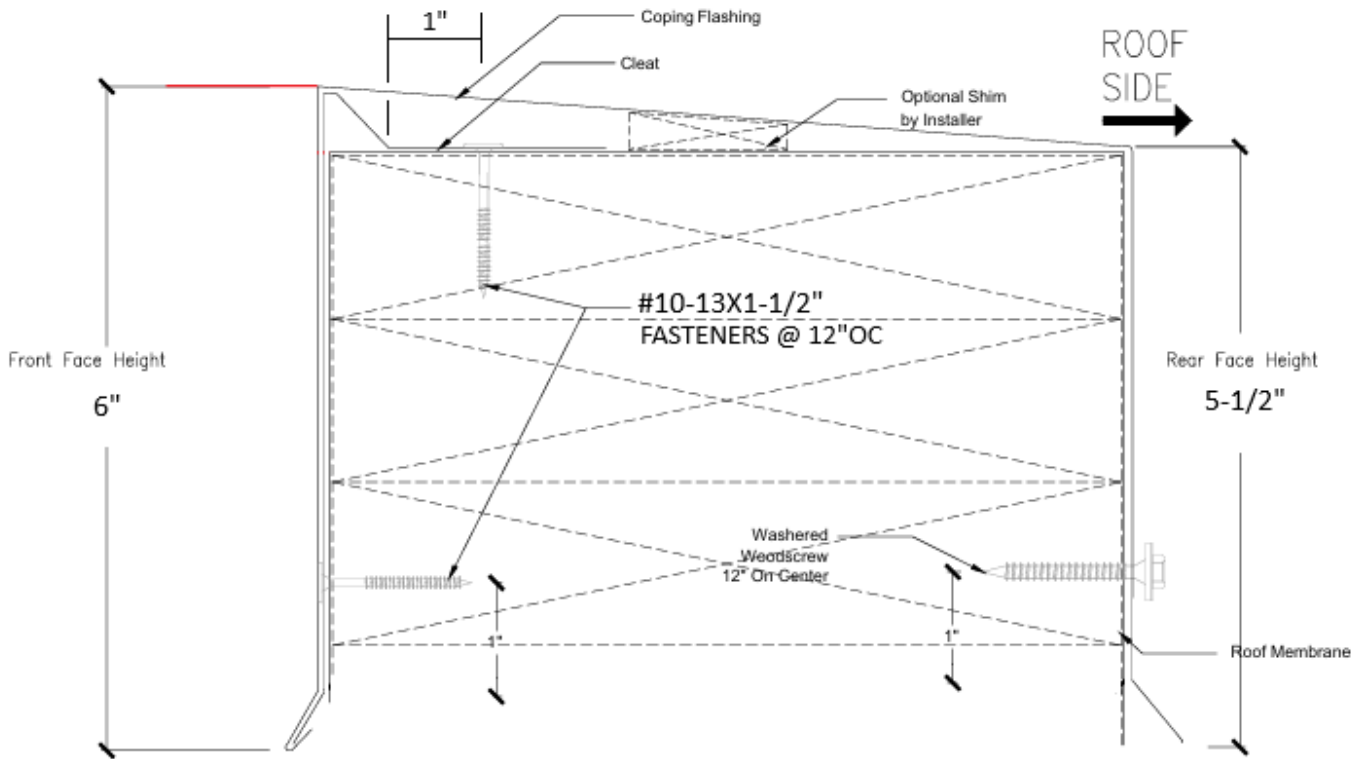
TEST "B"



COPING COVER



CONTINUOUS CLEAT




ASSEMBLY DETAIL

- Notes:
- Cleft was attached to No.2 Douglas Fir Wood Blocking
With #10-13 X 1-1/2" GP SS Pancake Head Fasteners @ 12" oc
 - Coping Cover was attached to No. 2 Douglas Fir Wood Blocking
With #10-14 X 1-1/2" Hi Lo Type 17 Hex Head with 1/2" Steel Seal Washer @ 12" oc
 - Roof Membrane not used in testing..



COPING COVER



CONTINUOUS CLEAT

Project No. T121-26

This test report does not constitute certification or approval of the product tested nor an opinion or endorsement by this laboratory. Component drawings provided in this report as supplied by the customer were reviewed for product identification. Specific information regarding material types and composition shown that are provided by the customer is not verified as part of this testing. This report shall not be reproduced without written consent from FET and the customer.

Revision Log

<u>Rev. #</u>	<u>Date</u>	<u>Page(s)</u>	<u>Revision(s)</u>
0	2/6/26	N/A	Original report issue.